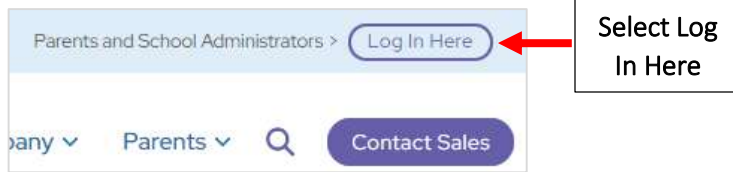
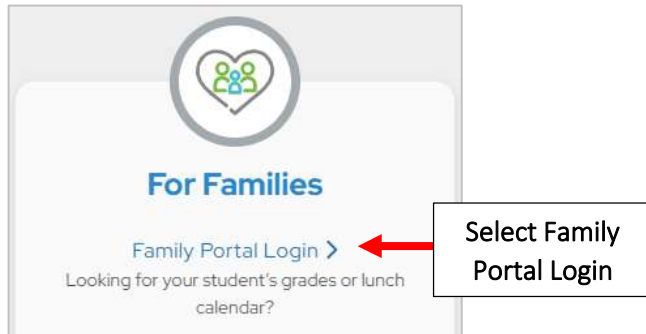


Creating a Parent Account in FACTS SIS

In an Internet browser window, navigate to <https://factsmgt.com>. Select “Log In Here”

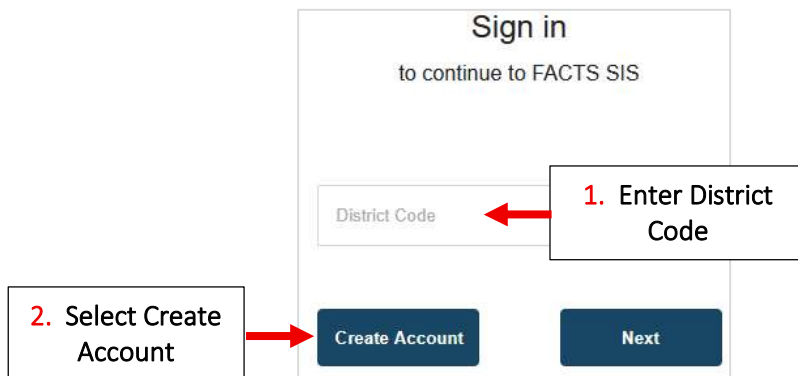


Select **Family Portal Login**

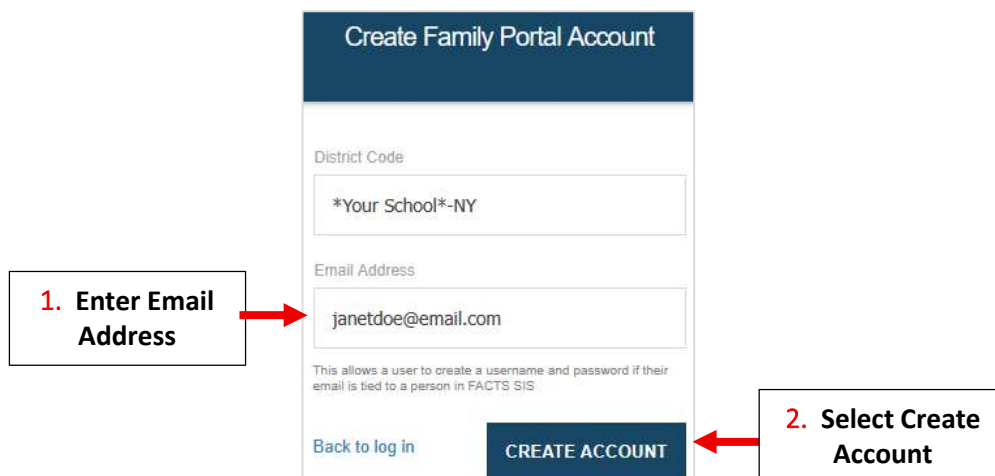


Enter **District Code** and Select **Create New Account**

****District Code will be Provided by your School****



Enter the **Email address** on file with your school. Select **Create Account**



An email will be sent to email address entered that includes a link to create your Family Portal login

Create Account Request Sent

A Create Account link has been sent to your email. Please click the link in the email to create your account.

If you do not receive the Create Account request, please check your spam folder or contact your school.

When email is received **“Click to create your Family Portal Login”**

FACTS Support - Create Account Request

FS

FACTS Support <autoemail@factsmgt.com>
To: Doe, Janet

This email is in response to your request to create an account for FACTS Family Portal. Please click the link below to create your username and password. The link below will remain active for 6 hours. If you did not make this request please contact your FACTS school administrator.

Once you click the link below, you will have 6 hours to create your login credentials.

[Click to create your Family Portal login](#)

Click Link to create your Family Portal Login

FACTS Technical Support Team

Enter a **Username and Password**. Click **Create Account**

Create Family Portal Account

Name

Janet Doe

Username

JaneDoe

New Password

Confirm Password

CREATE ACCOUNT

1. Enter a Username

2. Enter Password

3. Click Create Account

*Password must have both letters and numbers, a minimum length of 6 characters, and only be used once.

You will receive Confirmation when Successfully Created

